



Read by Grade Three:

A Guide For Parents



THE MICHIGAN DEPARTMENT OF EDUCATION
OFFICE OF PARTNERSHIP DISTRICTS (OPD)
OFFICE OF EDUCATIONAL SUPPORTS (OES)

Objectives:

Participants will...


- Learn about the Read by Grade Three Law.
- Understand your role as a parent/guardian with regard to the Read by Grade Three law.
- Gain resources to support your child at home.



Introductions:



Read by Grade Three



Video Reflection - Turn and Talk

What things stick out?

What questions do you now have?





Read by Grade Three Overview



Components of the Law:



What Is An IRIP?

Individual Reading Improvement Plan



A plan created for any student exhibiting a reading deficiency.

The plan:

- Is created within 30 days of identifying the deficiency
- Outlines reading interventions to support the student
- Is a collaboration between parent/guardian, teacher, Principal and other pertinent school personnel



Turn and Talk

Share with the person next to you what you do at home to help your child with literacy/reading.



Read at Home Plans

A Read at Home Plan may be a support necessary for parents to help their child improve literacy at home.



What is a District's Retention/Promotion Process?



What is Promotion?



Promotion to Grade 4

For all 3rd grade students, the district must ensure **ONE** of the following before students move onto the next grade:

- Has a reading score that is less than one grade level behind on the Grade 3 M-Step ELA test
- Demonstrates Grade 3 reading level through performance on an alternative standardized reading test approved by the Superintendent of Public Instruction
- Demonstrates a Grade 3 reading level through a portfolio demonstrating competency in all Grade 3 state ELA standards



Retention

Beginning with the 2019/2020 school year, students enrolled in Grade 3 who are determined to be one or more years behind based on the Spring 2020 ELA State Summative Assessment **may** *be eligible to be retained.*



What is a Good Cause Exemption?



[This Photo](#) by Unknown Author is licensed under [CC BY-SA-NC](#)



Good Cause Exemptions

A student **may** qualify for a Good Cause Exemption if they:

- Have an Individualized Education Program (IEP) or 504 Plan
- Are an English Learner with less than three years instruction in an English Learner Program
- Have been previously retained, received intensive reading intervention for two or more years and still exhibit a reading deficiency
- Have been enrolled in their current school for less than two years and did not have an IRIP in their previous school

OR

- The student's parent or legal guardian has requested, in the appropriate timeframe, the student not be retained, and the superintendent, chief administrator, or his or her designee has determined that promotion is in the best interest of the student



Other Ways to be Promoted

Proficiency on the Math portion of the State Summative Assessment

And

Proficiency in Science and Social Studies as demonstrated through a pupil portfolio, as determined by the teacher that provided instruction in Grade 3 Social Studies and Science.



Retention & Good Cause Exemption Steps

Grade 3 student takes ELA M-Step, Spring 2020.

Parents/Guardians of Grade 3 students scoring at a 1252 or lower ELA M-Step receive notification.

Parents/Guardians not wanting their child retained request Good Cause Exemption from school/district within **30 days of notification.**

District/School officials meet with parents/guardians to share decision on Good Cause Exemption request **30 days prior** to start of school.





Resources

PROMOTING LITERACY AT HOME



Literacy Milestones

CHILDREN AGES 0-3:

Imitate some of the sounds and rhythms adults use when they speak

Begin to associate frequent words with their meanings

Recognize some books by their covers

Pretend to read books and handle them correctly

Produce some scribbles that resemble writing

CHILDREN AGES 3-4:

Attempt to read and write

Recognize common signs and labels

Enjoy listening to stories

Able to write some letters



Literacy Milestones, Continued

CHILDREN AGE 5:

Retell simple stories

Use descriptive language

Connect letters to sounds

Begin to write common words and phrases

CHILDREN AGE 6:

Read and tell stories

Develop some reading strategies

Read and write on their own

Read a few things aloud


Decode unfamiliar words

Increase sight word knowledge

Use some punctuation








Helping at Home



The Michigan eLibrary: Supporting Early Literacy



Age	eResource	Description
PreK – 2 nd grade		Play and read to learn letters, numbers, shapes and more.
PreK – 3 rd grade		Follow Trek and Taffy the cat around the world. Share their love of colors, numbers and other fun things. Read along stories and pictures help teach students basic concepts.
K – 5 th grade		Easy-to-read content for elementary school learners. Hundreds of activities science projects and experiments.
3 rd – 5 th grade		Homework help resources for grades 3-5. Find information on countries, animals, people, maps, photos and articles.
K – 8 th grade		Titles that support K-8 students across all subject areas. Full-text access of available from your computer or download titles to the most popular portable devices.



Early World of Learning

World Book Online (Early World of Learning)

Early World of Learning is the premier online resource for:

- PreK-3 families**
- Rich Resources for early learners**
- Variety of activities to support literacy at home**



Brittanica Elementary School



**Brittanica
Elementary
School:
Provides
Homework
Help for
Grades 3-5**



Early World of Learning

The *Read* application of *Early World of Learning* encompasses two interactive learning environments:

- ❑ ***Trek's Travels*** offers narrated stories that teach critical early childhood themes, including numbers, shapes, colors, opposites, and more.



Contact Information:

Michigan Department of Education

Mde-earlyliteracy@michigan.gov

Please Access the Parent Awareness Toolkit below:

[Parent Awareness Toolkit- Parent Resources](#)

